



BULLWORTHY

THE GARAGE EQUIPMENT SPECIALISTS

T3300 SERIES SCISSOR LIFT



TTECHNIQUE


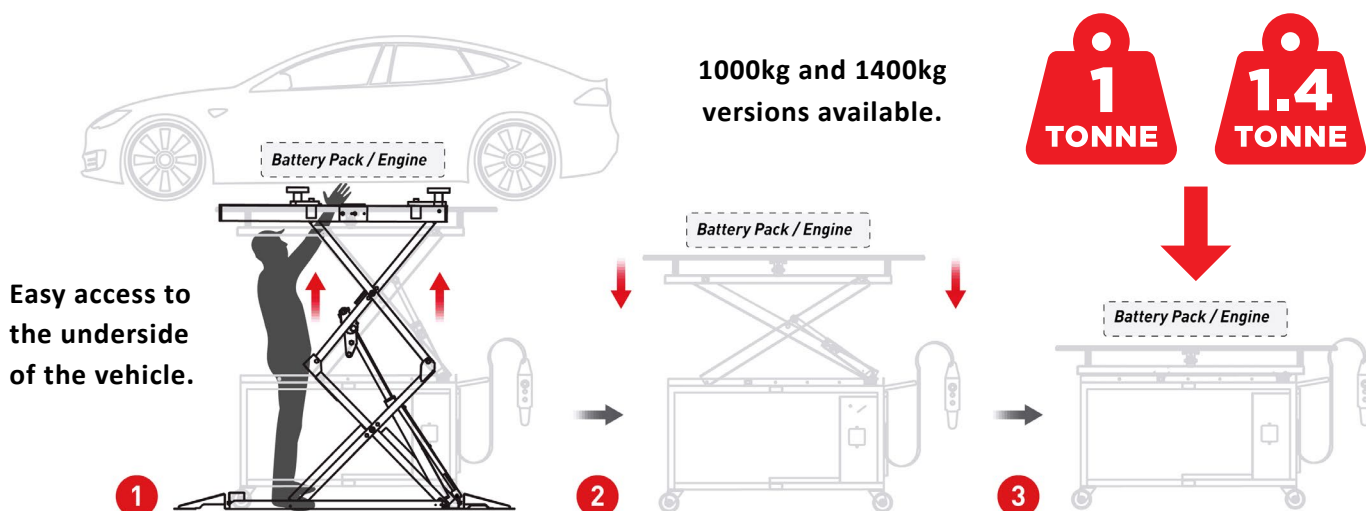
SPECIFICALLY DEVELOPED FOR ELECTRIC VEHICLE BATTERIES AND ENGINES

The unique TECHNIQUE T3300 series is equipped with an adjustable lifting platform, with a choice of two lifting capacities, to aid in disassembling vehicle battery packs, engines and transmissions.



- Ergonomic controls.
- Electro-hydraulic operation.
- Unidirectional high load bearing wheels with integrated brakes.
- Self-levelling load platform with specially shaped wood worktop.
- Powerful double hydraulic cylinder system.




HOW IT WORKS



The TECHNIQUE T3300 non-conductive wooden loading platform top incorporates specially designed shapes to help facilitate the operators access when working underneath the vehicle. This enables easy working and access to components, battery packs, engine transmissions and motors. The user can walk within the lifting space to further help the user with dismantling operations.



The loading platform is supported by a central alignment column and four outer adjustment screws, these can be finely adjusted for perfect levelling and positioning to the underside of the vehicle chassis.



The scissor lifting mechanism is equipped with a double ram hydraulic cylinder for power and stability. The sliders are made from high efficiency Teflon for reduced friction and durability.



Anti-crush safety stop system to prevent injury to hands during the platforms closing phase.

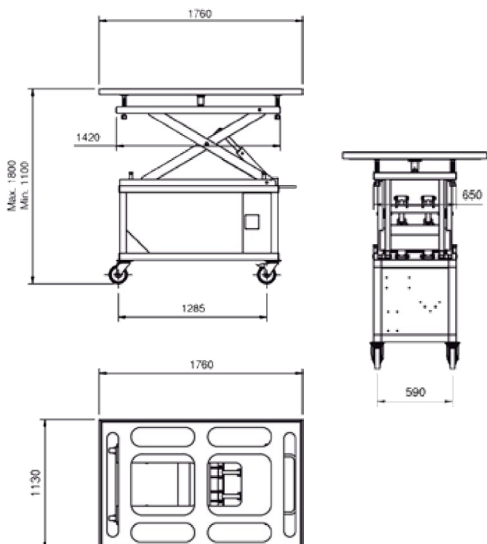


Sturdy pivoting castor wheels complete with foot operated parking brake lock to help the user move and fix the platform into the correct position.



Ergonomic low voltage 24V dead-man safety control system complete with cabled remote-control pad, allowing the user to lift and lower the equipment remotely and safely.

TECHNICAL DETAILS



Technical Data		
	T3310	T3314
Max Capacity	1000 kg	1400 kg
Weight	220 kg	220 kg
Lifting / Lowering Time	22 sec / 20 sec	22 sec / 20 sec
Maximum Pressure	150 bar	150 bar
Lifting Height	From 1000 mm - 1800 mm	From 1000 mm - 1800 mm
Power Unit	1.5 kW, 230 V, Single Phase (50 Hz)	1.5 kW, 230 V, Single Phase (50 Hz)



POWERFUL LIFTING BY



BULLWORTHY
THE GARAGE EQUIPMENT SPECIALISTS

MAIN OFFICE: UNIT 7, MANOR BUSINESS PARK, WOODFORD HALSE, NORTHAMPTONSHIRE, NN11 3UB.



(01295) 768373



enquiries@bullworthy.co.uk



www.bullworthy.co.uk