

SPOA40AV

TWO POST LIFT



BULLWORTHY

THE GARAGE EQUIPMENT SPECIALISTS

ALL VEHICLE ARM

THE ONE LIFT TO SERVICE THEM ALL WITH AV ARMS



The single-unit electro-hydraulic design ensures energy efficient operation with rapid lifting and lowering speeds.

The safety cut-out bar prevents the lift from operating to protect taller vehicles from damage.

Variable height extension kits available to help protect the upper part of the column and allow more freedom of lifting.



The hydraulic system is secured by a non-return valve and includes maintenance free high-pressure cylinders in both posts.

A second "Dual" control panel is included as standard for improved ergonomics and bay efficiency.



Mechanical safety latches are integrated into the column design and operate automatically.



The 'Double-S' profile and the increased contact area of the lifting posts and carriages, provide maximum stability while requiring minimal space.



Load-free synchronisation pulleys keep the load stable and secure during lifting and lowering.



Features an automatic arm lock and ground release mechanism, utilising a conical design with a self-locking effect.



Features an acoustic anti-toe trap system and does not require mechanical foot guards.






The NEW innovative design streamlines the arm allowing for a finer adjustment and placement of the lifting adapter whilst maintaining maximum reach and retraction.



ALL VEHICLE ARM



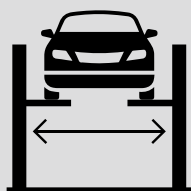
The depth of the outer arm and lifting adaptor are equal, thus, reducing the possibility of the arm making contact with the vehicle underbody.




The adjustable, low-profile, and versatile lifting adapter height allows easy chassis spotting for unibody, exotic and battery types of vehicles.



Reach small, specific pick-up points on EV's that provide the necessary clearance to remove the propulsion batteries.



The design of the arms allows them to lift all types of vehicles, from classic cars to long-wheelbase L3 vans.

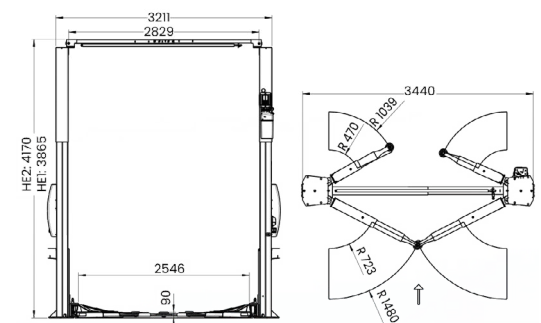
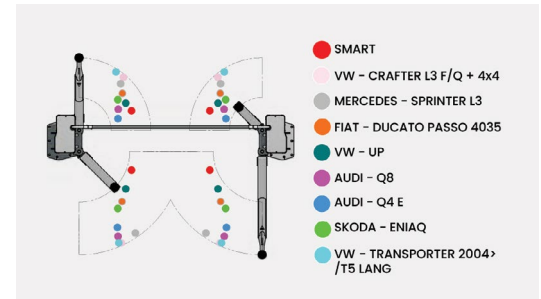


Short arm retraction with a wide pickup range.

TECHNICAL DATA



	SPOA40AV-EH1	SPOA40AV-EH2
Capacity	4000kg	4000kg
Max Lifting Height	1950mm	1950mm
Lifting Time	30 seconds	30 seconds
Minimum Pad Height	86mm	86mm
Maximum Pad Height	115mm	115mm
Distance Inside Columns	2829mm	2829mm
Distance Outside Columns	3211mm	3211mm
Drive Through Width	2546mm	2546mm
Minimum Ceiling Height	3920mm	4230mm
Arm Layout	Asymmetrical	Asymmetrical
Minimum Front Arm Length	470mm	470mm
Maximum Front Arm Length	1039mm	1039mm
Minimum Rear Arm Length	723mm	723mm
Maximum Rear Arm Length	1478mm	1478mm
Driving Power	1 x 4kW	1 x 4kW
Power Supply	3 Ph 400v 50hz	3 Ph 400v 50hz
Width	3440 - 3496mm	3440 - 3496mm
Height	3865mm	4170mm



OPTIONAL ACCESSORIES



- 1 2 x brackets for mounting on pillars (1 set, 8 pcs.)
- 2 Rubber pad round 80mm (1 set, 4 pcs.)
- 3 Portable plate, centering mushroom for Fiat 500E, 500 ABARTH | 2-stage (1 set, 4 pcs.)
- 4 Magnetic tray (1 set, 2 pcs.)
- 5 Pad frame adapters kit Ø120mm (1 set, 2 pcs.)
- 6 'U' shaped adaptors (4 pcs.)
- 7 Many more types of adaptor kits available.

