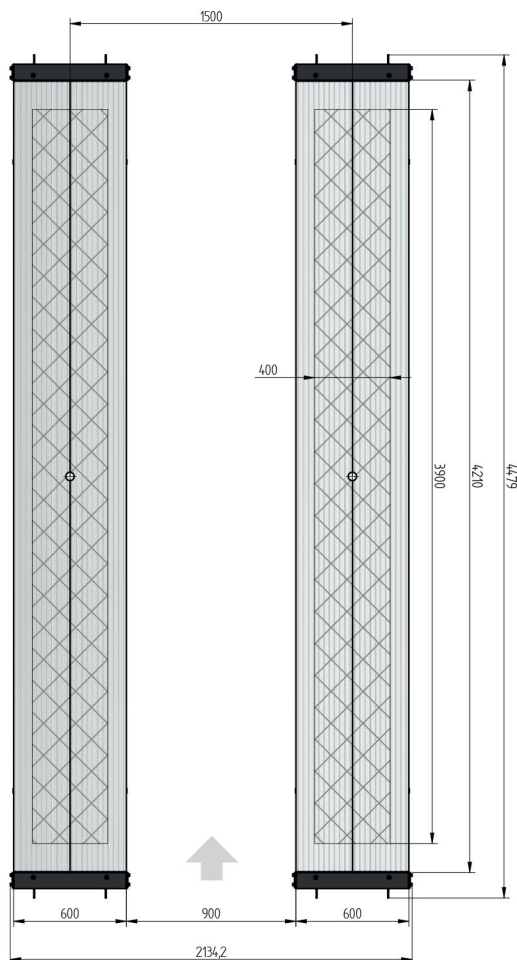
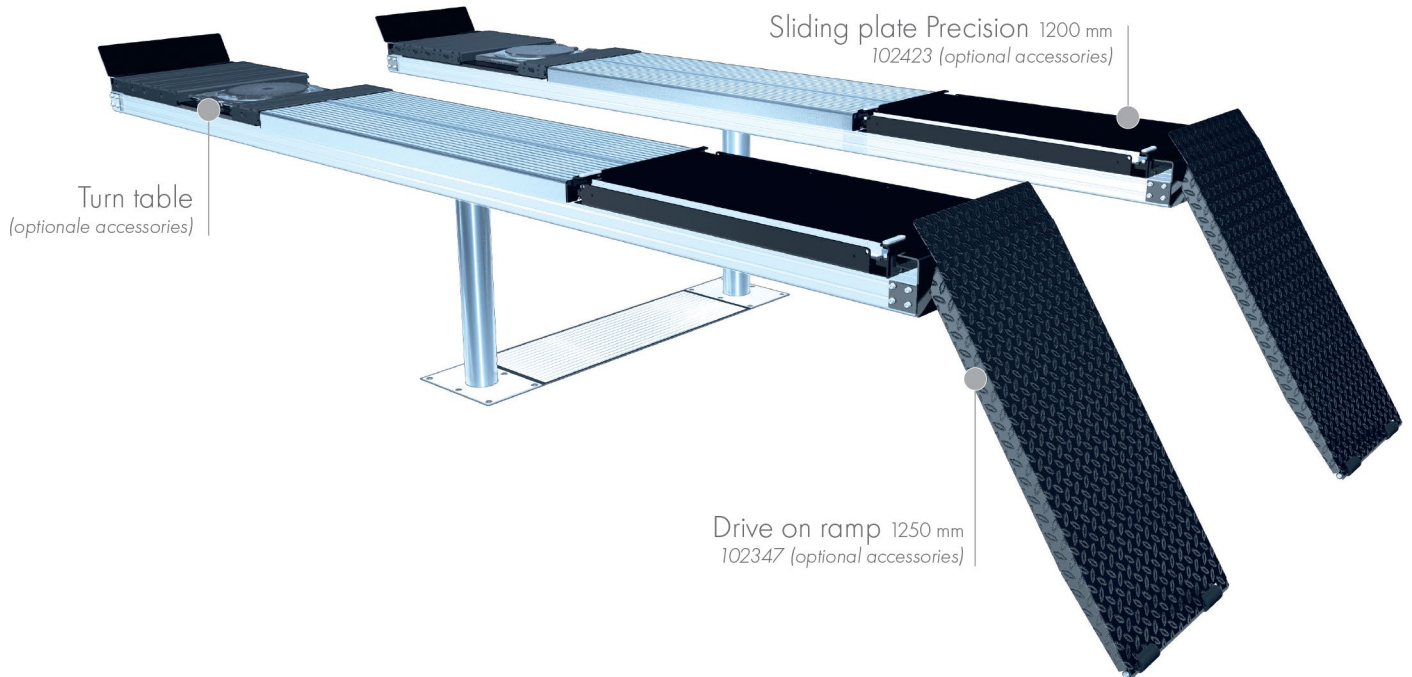


SURFACE MOUNTED



TECHNICAL DATA

capacity	3500 kg
effect. raise height	2008 mm
platform length	4400 mm
platform height	180 mm
piston diameter	123 mm
piston distance	1500 mm
installation depth	2443 mm
motor output	3,0 kW
power connector	400 V/16 A
cable length to control	11 m
lifting time	≈ 35 sec.
lowering time	≈ 35 sec.

Platform support Alu Track 2.35 with platform notches for turn tables and sliding plates	105238
Platform support Alu Track 2.35	102698
Installation cassettes STEEL 1500 mm	2030XX
Installation cassettes STEEL 1500 mm galvanized	2031XX
Lifting unit oil 3,5 + 1500 mm - K pre-assembled in installation cassette	110200
Lifting unit oil 3,5 + 1500 mm - H packed in wooden box	110201


ACCESSORIES




Drive on ramp
1250 mm
102347



Drive on stop
102349



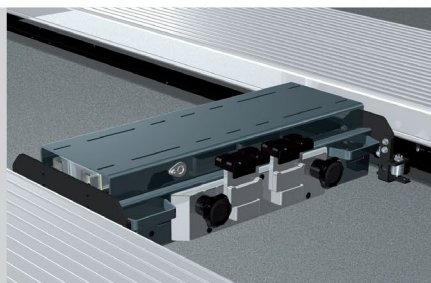
Sliding plate
Precision 1200 mm
102423



Lighting
LED
102394



Slide rail
4400 mm
102374




Axle lifter 2600 kg
pneumatic, without slide rails
105063



Compressed air supply
102407



Wheel alignment supports
1350 mm 600 mm
102377 102381



Rubber elements
50 mm 100 mm 200 mm
111677 111678 111679