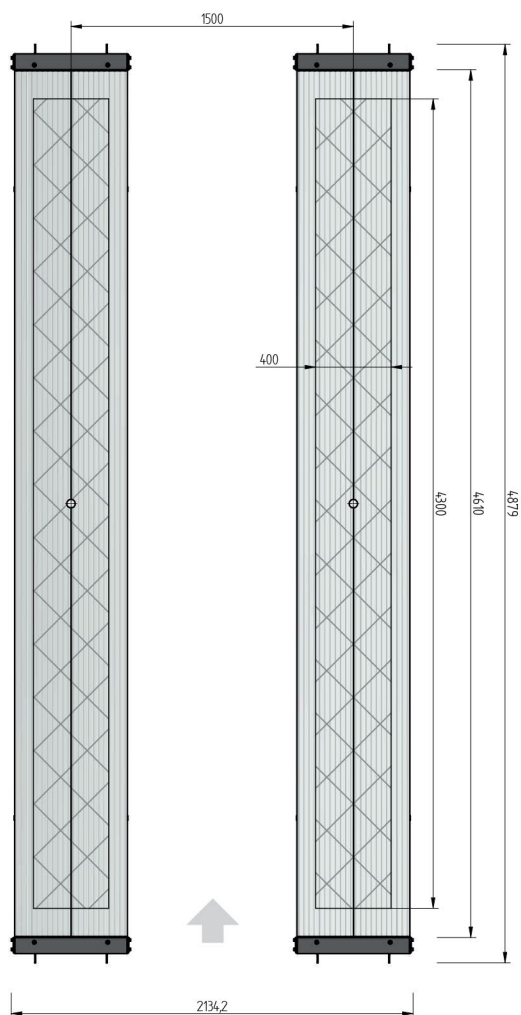



FLUSH MOUNTED



## TECHNICAL DATA

capacity	5000 kg
platform length	4800 mm
platform height	180 mm
piston diameter	123 mm
piston distance	1500 mm
motor output	3,0 kW
power connector	400 V/16 A
cable length to control	11 m
lifting time	≈ 35 sec.
lowering time	≈ 35 sec.

Platform support Alu Track 2.50	104980
Installation cassettes STEEL 1500 mm	2030XX
Installation cassettes STEEL 1500 mm galvanized	2031XX
Lifting unit oil 5,0 t 1500 mm - K pre-assembled in installation cassette	110204
Lifting unit oil 5,0 t 1500 mm - H packed in wooden box	110205
Surround frame H 2-piston 4800 mm	102361

## ACCESSORIES




Drive on ramp

102346




Slide rail

4800 mm  
102375




Lighting

LED  
102394




Axle lifter 2600 kg  
pneumatic, without slide rails

105063



Position sensor

for axle lifter  
102456



Compressed air supply

105617