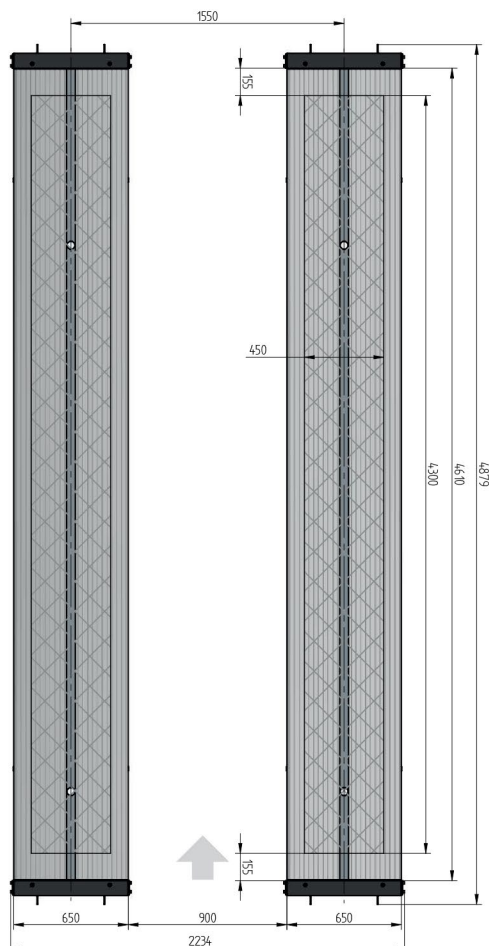
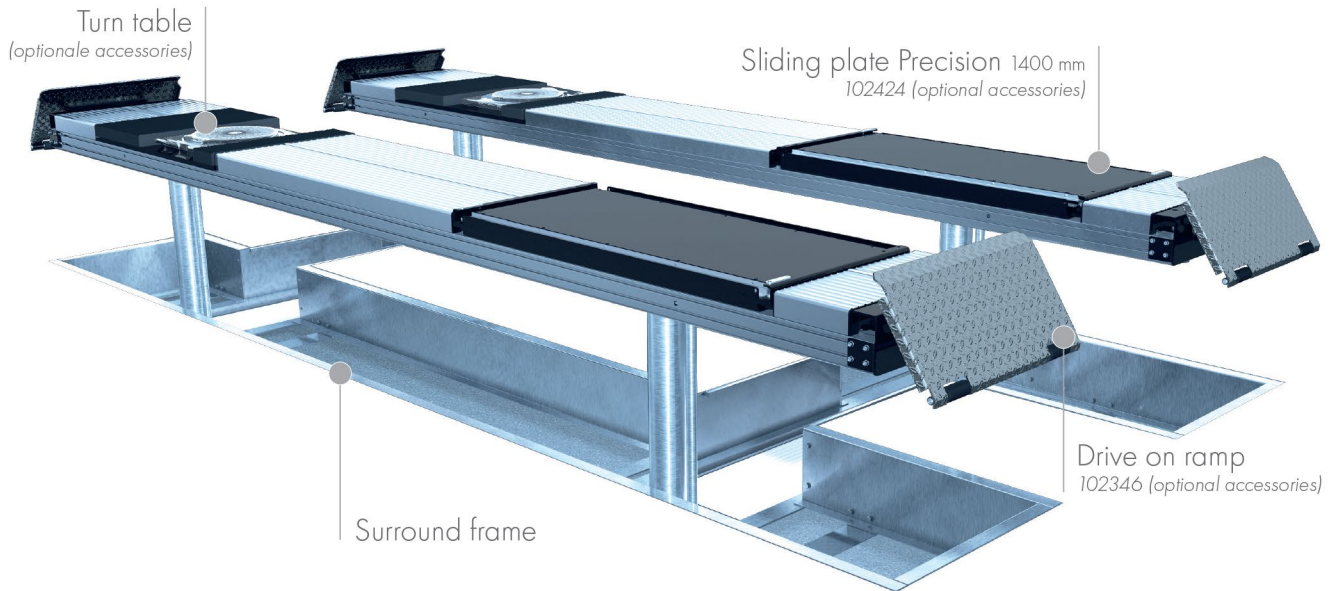


FLUSH MOUNTED




TECHNICAL DATA

capacity	4000 kg
platform length	4800 mm
platform height	180 mm
piston diameter	123 mm
piston distance	1550 mm
motor output	3,0 kW
power connector	400 V/16 A
cable length to control	11 m
lifting time	≈ 35 sec.
lowering time	≈ 35 sec.


Platform support Alu Track 4.40 with platform notches for turn tables and sliding plates	108608
Platform support Alu Track 4.40 with platform notches for joint play tester	108607
Platform support Alu Track 4.40	108606
Installation cassettes STEEL 1550 mm	2420XX
Installation cassettes STEEL 1550 mm galvanized	2421XX
Lifting unit oil 4,0 t 1550 mm - K pre-assembled in installation cassette	111607
Lifting unit oil 4,0 t 1550 mm - H packed in wooden box	111608
Surround frame H 2-piston 4400 mm	102356

ACCESSORIES



Drive on ramp

102346



Sliding plate

Precision 1400 mm


102424



Lighting

LED

111598



Joint play tester


108613



Slide rail

4800 mm


102375



Axle lifter 2600 kg

pneumatic, without slide rails


105063



Position sensor


for axle lifter

102456



Compressed air supply


105617



Autom. floor levelling system

4-piston 4800 mm

108612



Rubber elements

50 mm 100 mm 200 mm

111677 111678 111679