



BULLWORTHY

THE GARAGE EQUIPMENT SPECIALISTS

T1210-35



SCISSOR LIFT



TTECHNIQUE

The TECHNIQUE range of 'mid-rise' double ram scissor lifts have been specifically designed for the ever growing fast fit market, tyre shops, body shops and for those workshops that lack sufficient roof space. For such a small lift, it is packed with some unique features that make the T1210-35 stand out in a crowd. No rigid moving bar between the platforms. The T1210-35 can be recessed in the same tradition as a full height scissor lift. Locking run on ramps allow the platform to be extend fore and aft of the platform area. The hydraulic synchronisation system with automatic levelling function prevents an uneven lifting or lowering of the load. The low collapsed height of the scissor lift means that the lifts can be surface mounted if required.

FEATURES



1 Overall lifting capacity of 3500kg's.

2 Each platform includes a suspended run-on-ramp capable of being locked into the level position. This enables each platform to be extended not just once, but twice for the ever increasing variants of vehicles. Platform range is 1460mm up to 2050mm.

3 The scissor platforms and bases incorporate generously sized self-lubricating sliders for reduced wear.


4 Increased size scissor framework for superior stability when lifting vehicles.

5 Galvanised scissor base to prevent corrosion when set into a recess.

6 40mm rubber lifting blocks set as standard.

7 Hydraulic levelling system with dual master (two cylinders per platform) for total safety without the need for mechanical latches. Platform realignment automatically set at each lifting cycle.

ACCESSORIES




1




2



3



4



5



6

1

Sports car surface mounted run on ramp kit 1000mm. Kit of 4 ramps.

2

Rubber block set 4 x 80mm.

3

Spreader beam kit for all terrain and 4x4 vehicles.

4

Single phase option.

5

Prefabricated formers to aid recess civil works.

6

Hose extension kit up to 4m.

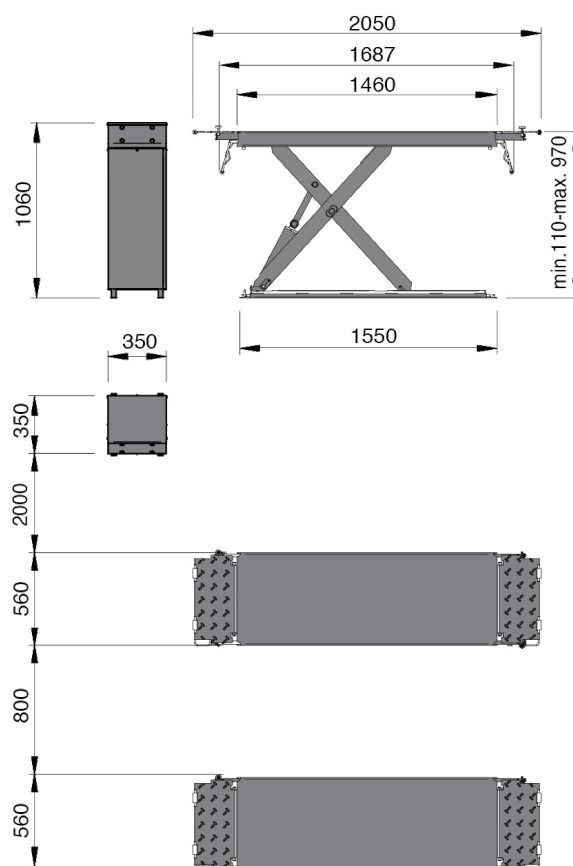
SPECIFICATIONS




CAPACITY

3.5_T

T1210-35 SCISSOR LIFT	
CAPACITY	3500kg
MOTOR	3kW
POWER SUPPLY	230-400v 3ph 50-60Hz 230V 1ph 50Hz



GET TO GRIPS
WITH YOUR
WORKSHOP
TTECHNIQUE



THE GARAGE EQUIPMENT SPECIALISTS

MAIN OFFICE: UNIT 7, MANOR BUSINESS PARK, WOODFORD HALSE, NORTHAMPTONSHIRE, NN11 3UB.



(01295) 768373



enquiries@bullworthy.co.uk



www.bullworthy.co.uk